

Features a large emergency release mechanism designed to help prevent child entrapment.

**Push Latch Unit
(Parcel Delivery Box Lock)
LL-0030 / LL-0031**




Large parcel delivery boxes with enhanced safety provide peace of mind for families with children and help address today's logistics challenges.



Easy-to-Check Lock Status

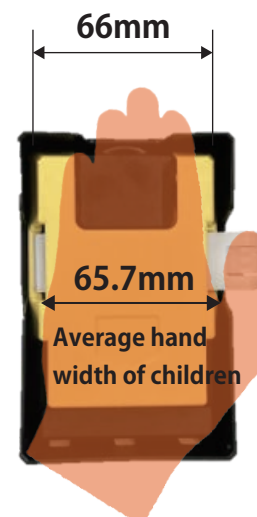
An integrated indicator enables quick visual confirmation of lock status. A high-visibility yellow design ensures easy recognition

for everyone, including children regardless of their color vision.



One-Action Emergency Release

Allows users to escape by simply pushing from inside the parcel box. Designed based on the average hand size of a 9-year-old child for easy operation—even in panic situations.



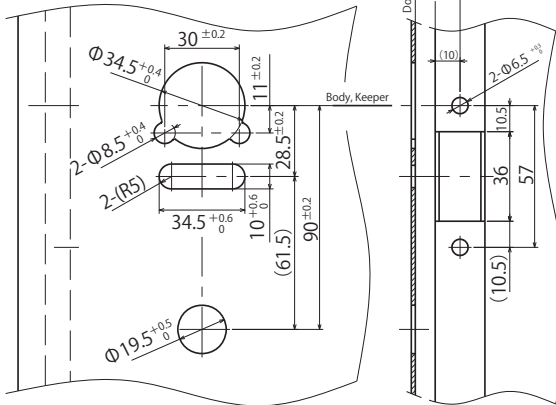
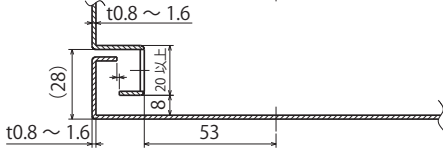
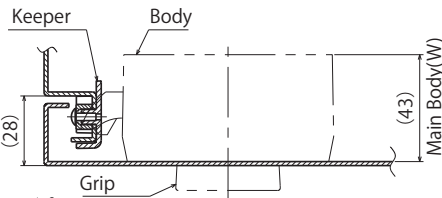
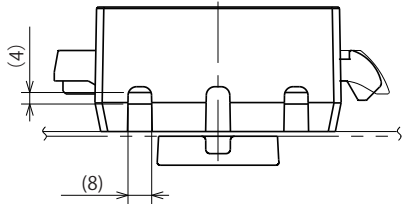
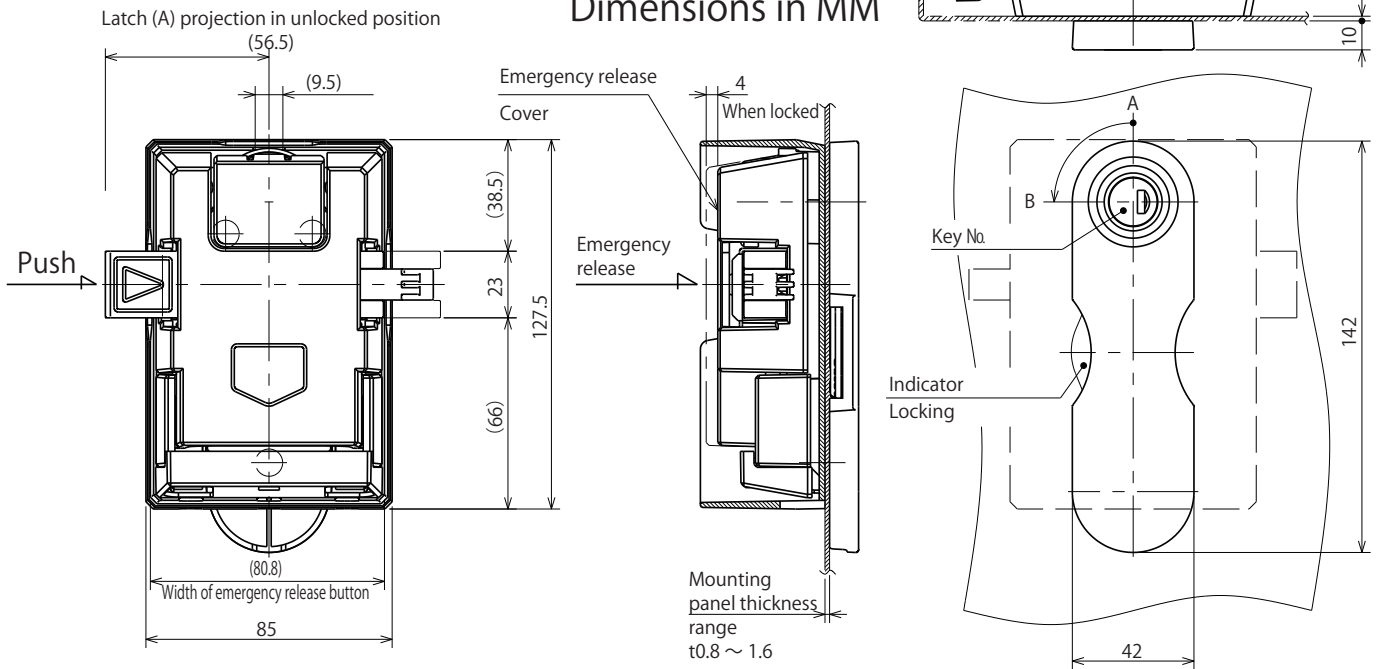
Specification

This is a lock for delivery boxes that adopted easy-use dimple key and also has great weather resistant by its special resin indicator. It has easy-use emergency release button in a case child trapped inside. The indicator pops out at lock state, so everyone can be recognize with touching it.

Application

Delivery boxes, Large strage shed, etc.

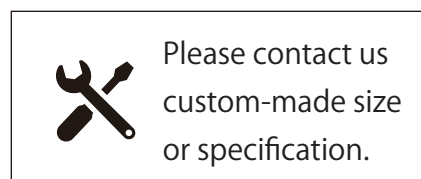
Dimensions in MM



Door mounting and enclosure configuration diagram

※This drawing shows model LL-0030 for left-side locking, right-hinged doors. Model LL-0031 for right-side locking, left-hinged doors is symmetrical (mirror image).

Model Number
LL-0030(Left Lock)
LL-0031(Right Lock)



<https://tochigiya.jp>

TOCHIGIYA ONLINESHOP

search